



Main

Range of product	9007
Series name	Severe duty mill
Product or component type	Limit switch
Device application	Universal mill switch
Device short name	9007T/FT
Body type	Fixed
Head type	Rotary head
Sale per indivisible quantity	1

Complementary

Base plate style	Style B
Body material	Cast zinc
Fixing mode	By the body
Movement of operating head	Rotary
Type of operator	Spring return without operating lever
Contact sequence number	4
Function available	Neutral position
Switch actuation	CW and CCW From left or right
Type of approach	Lateral approach
Electrical connection	Screw-clamp terminals AWG 22...AWG 12
Cable entry	1 entry for 1/2" - 14 NPT conforming to ANSI B1.20.1
Number of poles	1
Switch function	SPDT-DB
Contact form	Form Z
Contact operation	Snap action
Contacts usage	-
Contacts material	Silver flashed copper
Positive opening	Without
Minimum torque for tripping	1.36 N.m
Maximum actuation speed	130 Ft/Min with 30° cam angle, levers only 90 ft/min with 45° cam angle, levers only
Tripping angle	6 °
Maximum displacement angle	89 °
Repeat accuracy	+/- 0.004 in linear travel of cam on 1.5 in lever arm
Contact code designation	A600, AC (Ue = 600 V) Ie = 5 A conforming to NEMA rating designation A600, AC (Ue = 480 V) Ie = 6.25 A conforming to NEMA rating designation A600, AC (Ue = 240 V) Ie = 12.5 A conforming to NEMA rating designation A600, AC (Ue = 120 V) Ie = 20 A conforming to NEMA rating designation P600, DC (Ue = 600 V) Ie = 0.2 A conforming to NEMA rating designation P600, DC (Ue = 250 V) Ie = 1 A conforming to NEMA rating designation P600, DC (Ue = 120 V) Ie = 5 A conforming to NEMA rating designation
[Ithe] conventional enclosed thermal current	20 A
[Ui] rated insulation voltage	600 V (pollution degree 3) conforming to IEC 609470-1 600 V (pollution degree 3) conforming to UL 508 600 V (pollution degree 3) conforming to CSA C22.2 No 14

The information provided in this documentation contains general descriptions and/or technical characteristics of the performance of the products contained herein. This documentation is not intended as a substitute for and is not to be used for determining suitability or reliability of these products for specific user applications. It is the duty of any such user or integrator to perform the appropriate and complete risk analysis, evaluation and testing of the products with respect to the relevant specific application or use thereof. Neither Schneider Electric Industries SAS nor any of its affiliates or subsidiaries shall be responsible or liable for misuse of the information contained herein.

[Uimp] rated impulse withstand voltage	2.5 KV AC for 1 minute conforming to CE 2.2 KV AC for 1 minute conforming to UL 2.64 kV AC for 1 minute conforming to CSA
Short-circuit protection	20 A Bussmann class CC KTK-R-21 fuse, type non-time delay
Width	57.15 mm
Height	118.36 mm
Depth	61.98 mm
Net weight	1.13 kg
Terminals description ISO n°1	B (right side contact) A (left side contact)





Environment

Shock resistance	30 gn for 9 ms conforming to IEC 60068-2-27
Vibration resistance	10 gn (f= 10...55 Hz) conforming to IEC 60068-2-6
NEMA degree of protection	NEMA 1 conforming to Nema type 250 NEMA 2 conforming to Nema type 250 NEMA 4 conforming to Nema type 250 NEMA 12 conforming to Nema type 250 NEMA 13 conforming to Nema type 250
IP degree of protection	IP67 conforming to IEC 60529
Electrical shock protection class	Class 0 conforming to IEC 61140
Ambient air temperature for operation	-23...85 °C
Ambient air temperature for storage	-23...85 °C
Protective treatment	Corrosion resistant gray paint

Packing Units

Unit Type of Package 1	PCE
Number of Units in Package 1	1
Package 1 Height	8.0 cm
Package 1 Width	9.0 cm
Package 1 Length	16.5 cm
Package 1 Weight	1.082 kg
Unit Type of Package 2	S03
Number of Units in Package 2	8
Package 2 Height	30.0 cm
Package 2 Width	30.0 cm
Package 2 Length	40.0 cm
Package 2 Weight	9.14 kg

Offer Sustainability

Sustainable offer status	Green Premium product
REACH Regulation	 REACH Declaration
EU RoHS Directive	Pro-active compliance (Product out of EU RoHS legal scope)  EU RoHS Declaration
Mercury free	Yes
RoHS exemption information	 Yes
Environmental Disclosure	 Product Environmental Profile
California proposition 65	WARNING: This product can expose you to chemicals including: Diisononyl phthalate (DINP), which is known to the State of California to cause cancer, and Di-isodecyl phthalate (DIDP), which is known to the State of California to cause birth defects or other reproductive harm. For more information go to www.P65Warnings.ca.gov

Contractual warranty

Warranty	18 months
----------	-----------