



## Main

Range of product	Modicon Transformer Universal
Product or component type	Safety and isolation transformer
Rated power in VA	250 VA
Input voltage	230 V AC single phase, terminal(s): N-L1 400 V AC phase to phase, terminal(s): L1-L2
Output voltage	115/230 V AC
Secondary winding	Double
Protective cover	With
Ambient air temperature for operation	-20...60 °C

## Complementary

Input voltage limits	207...253 V 360...440 V
Network frequency limits	47...63 Hz
Input voltage tolerance	+/- 15 V
Efficiency	90 %
Power dissipation in W	27.8 W
Voltage variation at nominal load	0,0313 at 230 V 0,0313 at 400 V
Output sustained overvoltage	0,018 (no load, hot state)
Maximum voltage drop at rated load	3.37 %
No load losses	13.68 W
Short-circuit voltage	0,066
Output protection type	Against overload, protection technology: with additional protection fuses or circuit-breakers in Selection of Protection Against overvoltage, protection technology: with additional protection fuses or circuit-breakers in Selection of Protection Against short-circuits, protection technology: with additional protection fuses or circuit-breakers in Selection of Protection
Connections - terminals	For input connection: screw type terminals, connection capacity: 5 x 4 mm <sup>2</sup> AWG 11 For input ground connection: screw type terminals, connection capacity: 1 x 4 mm <sup>2</sup> AWG 11 For output connection: screw type terminals, connection capacity: 4 x 4 mm <sup>2</sup> AWG 11
Marking	CE
Fixing mode	By 4 screws diameter: 6.5 mm on vertical panel, operating position: horizontal By 4 screws diameter: 6.5 mm on vertical panel, operating position: vertical By 4 screws diameter: 6.5 mm on horizontal panel with derating to 90 %
Output coupling	Parallel Grounding of secondary Series by internal jumper
Operating altitude	3000 m
Electrical insulation class	Class B
Status LED	1 LED (orange) input voltage
Width	123.0 mm
Height	152.0 mm
Depth	141.0 mm
Net weight	5.56 kg

The information provided in this documentation contains general descriptions and/or technical characteristics of the performance of the products contained herein. This documentation is not intended as a substitute for and is not to be used for determining suitability or reliability of these products for specific user applications. It is the duty of any such user or integrator to perform the appropriate and complete risk analysis, evaluation and testing of the products with respect to the relevant specific application or use thereof. Neither Schneider Electric Industries SAS nor any of its affiliates or subsidiaries shall be responsible or liable for misuse of the information contained herein.

## Environment

Product certifications	UR EAC DNV-GL
Standards	UL 506
IP degree of protection	IP20
Environmental characteristic	EMC conforming to EN 62041 Safety conforming to EN 61558-1 Safety conforming to EN 61558-2-4
Ambient air temperature for storage	-40...80 °C
Relative humidity	0...95 % during operation
Overvoltage category	Class I conforming to VDE 0106-1
Dielectric strength	3200 V between input and ground 3200 V between output and ground 5100 V between input and output

## Packing Units

Unit Type of Package 1	PCE
Number of Units in Package 1	1
Package 1 Height	27.000 cm
Package 1 Width	15.000 cm
Package 1 Length	26.500 cm
Package 1 Weight	6.096 kg
Unit Type of Package 2	P06
Number of Units in Package 2	24
Package 2 Height	75.000 cm
Package 2 Width	60.000 cm
Package 2 Length	80.000 cm
Package 2 Weight	154.804 kg

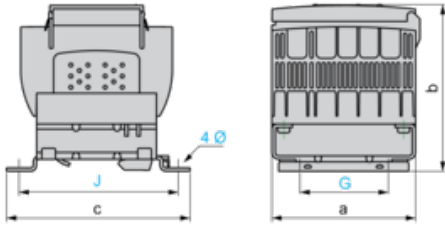
## Offer Sustainability

Sustainable offer status	Green Premium product
REACH Regulation	<a href="#">REACH Declaration</a>
EU RoHS Directive	Pro-active compliance (Product out of EU RoHS legal scope) <a href="#">EU RoHS Declaration</a>
Mercury free	Yes
China RoHS Regulation	<a href="#">China RoHS Declaration</a>
RoHS exemption information	<a href="#">Yes</a>
Environmental Disclosure	<a href="#">Product Environmental Profile</a>
PVC free	Yes
California proposition 65	WARNING: This product can expose you to chemicals including: Lead and lead compounds, which is known to the State of California to cause cancer and birth defects or other reproductive harm. For more information go to <a href="http://www.P65Warnings.ca.gov">www.P65Warnings.ca.gov</a>

## Contractual warranty

Warranty	18 months
----------	-----------

Dimensions



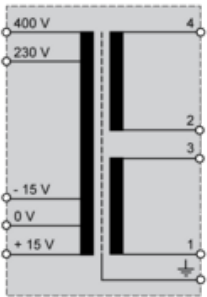
Dimensions in mm

a	b	c	G	J	Ø
123	141	152	82	136	6.5

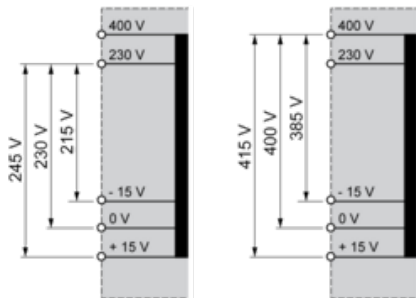
Dimensions in in.

a	b	c	G	J	Ø
4.84	5.55	5.98	3.23	5.35	0.25

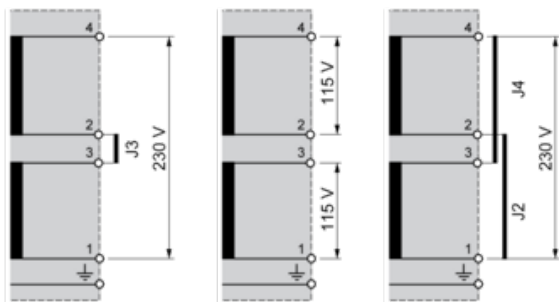
Internal Scheme



Primary Voltage Wiring



Secondary Voltage Wiring



J2, J3, J4 Internal Jumper