



Main

Range of product	Telemecanique Safety switches XCS
Product or component type	Safety switch
Component name	XCSA
Design	Industrial
Material	Metal
Head type	Key operated turret head
Contacts type and composition	2 NC + 1 NO
Contact operation	Slow-break, break before make
Cable entry	1 entry tapped for M20 x 1.5
Cable outer diameter	7...13 mm
Electrical connection	Terminal, clamping capacity: 1 x 0.5...2 x 1.5 mm ² with or without cable end
Number of poles	3
Locking options description	Without locking of actuator
Local signalling	Without

Complementary

Positive opening	With NC contact
Mechanical durability	1000000 cycles
Minimum actuation speed	0.01 m/s
Maximum actuation speed	0.5 m/s
[Ie] rated operational current	6 A at 120 V, AC-15, A300 conforming to EN/IEC 60947-5-1 3 A at 240 V, AC-15, A300 conforming to EN/IEC 60947-5-1 0.55 A at 125 V, DC-13, Q300 conforming to EN/IEC 60947-5-1 0.27 A at 250 V, DC-13, Q300 conforming to EN/IEC 60947-5-1
[Ithe] conventional enclosed thermal current	10 A
[Ui] rated insulation voltage	300 V conforming to UL 508 500 V conforming to EN/IEC 60947-1 300 V conforming to CSA C22.2 No 14
[Uimp] rated impulse withstand voltage	6 kV conforming to EN/IEC 60947-5-1
Short-circuit protection	10 A cartridge fuse type gG (gl)
Minimum actuator force for extraction	20 N
Maximum operating rate	10 cyc/mn for maximum durability
Safety level	Can reach category 4 with the appropriate monitoring system and correctly wired conforming to EN/ISO 13849-1 Can reach PL = e with the appropriate monitoring system and correctly wired conforming to EN/ISO 13849-1 Can reach SIL 3 with the appropriate monitoring system and correctly wired conforming to EN/IEC 61508
Safety reliability data	B10d = 5000000 value given for a life time of 20 years limited by mechanical or contact wear
Body material	Zamak
Head material	Zamak
Depth	44 mm
Height	114 mm
Width	40 mm
Net weight	0.44 kg

The information provided in this documentation contains general descriptions and/or technical characteristics of the performance of the products contained herein. This documentation is not intended as a substitute for and is not to be used for determining suitability or reliability of these products for specific user applications. It is the duty of any such user or integrator to perform the appropriate and complete risk analysis, evaluation and testing of the products with respect to the relevant specific application or use thereof. Neither Schneider Electric Industries SAS nor any of its affiliates or subsidiaries shall be responsible or liable for misuse of the information contained herein.





Environment

Standards	EN/ISO 12100 EN/IEC 60947-5-1 CSA C22.2 No 14 UL 508 EN/IEC 60204-1 EN 1088/ISO 14119
Product certifications	CSA UL
Protective treatment	TC
Ambient air temperature for operation	-25...70 °C
Ambient air temperature for storage	-40...70 °C
Vibration resistance	5 gn (f= 10...500 Hz) conforming to IEC 60068-2-6
Shock resistance	10 gn for 11 ms conforming to IEC 60068-2-27
Electrical shock protection class	Class I conforming to EN/IEC 61140
IP degree of protection	IP67 conforming to EN/IEC 60529 and EN/IEC 60947-5-1

Packing Units

Unit Type of Package 1	PCE
Number of Units in Package 1	1
Package 1 Height	4.4 cm
Package 1 Width	6.8 cm
Package 1 Length	12 cm
Package 1 Weight	498 g
Unit Type of Package 2	P06
Number of Units in Package 2	320
Package 2 Height	77 cm
Package 2 Width	60 cm
Package 2 Length	80 cm
Package 2 Weight	176.34 kg
Unit Type of Package 3	S01
Number of Units in Package 3	10
Package 3 Height	15 cm
Package 3 Width	15 cm
Package 3 Length	40 cm
Package 3 Weight	5.229 kg

Offer Sustainability

Sustainable offer status	Green Premium product
REACH Regulation	 REACH Declaration
EU RoHS Directive	Pro-active compliance (Product out of EU RoHS legal scope)  EU RoHS Declaration
Mercury free	Yes
RoHS exemption information	 Yes
Environmental Disclosure	 Product Environmental Profile
California proposition 65	WARNING: This product can expose you to chemicals including: Diisononyl phthalate (DINP), which is known to the State of California to cause cancer, and Di-isodecyl phthalate (DIDP), which is known to the State of California to cause birth defects or other reproductive harm. For more information go to www.P65Warnings.ca.gov

Contractual warranty

Warranty	18 months
----------	-----------