

XCSD3918P20

Safety limit switch, Telemecanique Safety switches XCS, metal, rotary lever, 2NC+1 NO, 1 entry tapped M20 x 1.5



Main

Range of product	Telemecanique Safety switches XCS
Product or component type	Safety limit switch
Component name	XCSD
Design	Compact
Material	Metal
Head type	Rotary head
Protection technology	Plastic protective cover, secured by 5-lobe socket head safety screw
Type of operator	Thermoplastic roller lever
Contacts type and composition	1 NC + 1 NC + 1 NO
Contact operation	Snap action
Cable entry	1 entry tapped for M20 x 1.5

Complementary

Electrical connection	Terminal
Clamping connection capacity	1 x 0.34...2 x 0.75 mm ²
Switch actuation	By 30° cam
Number of poles	3
Positive opening	With NC contact
Mechanical durability	10000000 cycles
Minimum torque for tripping	0.1 N.m
Positive opening minimum torque	0.25 N.m
Maximum actuation speed	1.5 m/s
Contact code designation	B300, AC-15 (U _e = 240 V, I _e = 1.5 A) conforming to EN/IEC 60947-5-1 appendix A R300, DC-13 (U _e = 250 V, I _e = 0.1 A) conforming to EN/IEC 60947-5-1 appendix A
[I _{th} e] conventional enclosed thermal current	6 A
[U _i] rated insulation voltage	300 V conforming to UL 508 400 V (pollution degree 3) conforming to EN/IEC 60947-1 300 V conforming to CSA C22.2 No 14
[U _{imp}] rated impulse withstand voltage	4 KV conforming to EN/IEC 60947-1 4 kV conforming to IEC 60664
Maximum resistance across terminals	25 MOhm conforming to IEC 60255-7 category 3
Short-circuit protection	6 A cartridge fuse type gG (gl)
Repeat accuracy	0.1 mm on tripping points, 1 million operating cycles for head with end plunger
Body material	Zamak
Head material	Zamak
Enclosure material	Plastic
Depth	35 mm
Height	122 mm
Width	34 mm
Net weight	0.255 kg

The information provided in this documentation contains general descriptions and/or technical characteristics of the performance of the products contained herein. This documentation is not intended as a substitute for and is not to be used for determining suitability or reliability of these products for specific user applications. It is the duty of any such user or integrator to perform the appropriate and complete risk analysis, evaluation and testing of the products with respect to the relevant specific application or use thereof. Neither Schneider Electric Industries SAS nor any of its affiliates or subsidiaries shall be responsible or liable for misuse of the information contained herein.





Environment

Standards	EN 1088/ISO 14119 UL 508 CSA C22.2 No 14 EN/IEC 60204-1 EN/IEC 60947-5-1
Product certifications	UL CSA
Safety level	Can reach category 4 with the appropriate monitoring system and correctly wired conforming to EN/ISO 13849-1 Can reach PL = e with the appropriate monitoring system and correctly wired conforming to EN/ISO 13849-1 Can reach SIL 3 with the appropriate monitoring system and correctly wired conforming to IEC 61508
Safety reliability data	B10d = 50000000 value given for a life time of 20 years limited by mechanical or contact wear
Protective treatment	TC
Ambient air temperature for operation	-25...70 °C
Ambient air temperature for storage	-40...70 °C
Vibration resistance	25 gn (f= 10...500 Hz) conforming to IEC 60068-2-6
Shock resistance	50 gn for 11 ms conforming to IEC 60068-2-27
Electrical shock protection class	Class I conforming to NF C 20-030 Class I conforming to EN/IEC 61140
IP degree of protection	IP66 conforming to IEC 60529 IP67 conforming to IEC 60529
IK degree of protection	IK06 conforming to EN 50102

Packing Units

Unit Type of Package 1	PCE
Number of Units in Package 1	1
Package 1 Height	3.2 cm
Package 1 Width	5.4 cm
Package 1 Length	13.2 cm
Package 1 Weight	236.0 g
Unit Type of Package 2	S01
Number of Units in Package 2	15
Package 2 Height	15.0 cm
Package 2 Width	15.0 cm
Package 2 Length	40.0 cm
Package 2 Weight	3.74 kg

Offer Sustainability

Sustainable offer status	Green Premium product
REACH Regulation	 REACH Declaration
EU RoHS Directive	Pro-active compliance (Product out of EU RoHS legal scope)  EU RoHS Declaration
Mercury free	Yes
RoHS exemption information	 Yes
Environmental Disclosure	 Product Environmental Profile
California proposition 65	WARNING: This product can expose you to chemicals including: Diisononyl phthalate (DINP), which is known to the State of California to cause cancer, and Di-isodecyl phthalate (DIDP), which is known to the State of California to cause birth defects or other reproductive harm. For more information go to www.P65Warnings.ca.gov

Contractual warranty

Warranty	18 months
----------	-----------