

ZCKJ1

Limit switch body, Limit switches XC Standard, ZCKJ, fixed, w/o display, 1NC+1 NO, snap action, Pg13



Main

Range of product	Telemecanique Limit switches XC Standard
Series name	Standard format
Product or component type	Limit switch body
Device short name	ZCKJ
Body type	Fixed
Product compatibility	XCKJ
Associated head	ZCKE619 ZCKE64 ZCKE629 ZCKE65 ZCKE63 ZCKE67 ZCKE06 ZCKE05 ZCKE21 ZCKE61 ZCKE08 ZCKE23 ZCKE66 ZCKE62
Body material	Metal
Cable entry	1 entry tapped for Pg 13.5 cable gland
Number of poles	2
Contacts type and composition	1 NC + 1 NO
Contact operation	Snap action
Number of steps	1 1 position
Contacts material	Silver plated contacts

Complementary

Local display	Without
Electrical connection	Screw-clamp terminals, clamping capacity: 1 x 0.34...2 x 1.5 mm ²
Positive opening	With
Minimum actuation speed	0.01 m/min
[Ie] rated operational current	3 A at 240 V, AC-15, A300 conforming to EN/IEC 60947-5-1 appendix A 0.27 A at 250 V, DC-13, Q300 conforming to EN/IEC 60947-5-1 appendix A
[Ithe] conventional enclosed thermal current	10 A
[Ui] rated insulation voltage	500 V (pollution degree 3) conforming to IEC 60947-1 for contact block 300 V conforming to CSA C22.2 No 14 for contact block 300 V conforming to UL 508 for contact block
Maximum resistance across terminals	0.25 mOhm conforming to IEC 60255-7 category 3
[Uimp] rated impulse withstand voltage	6 kV conforming to IEC 60664 6 kV conforming to IEC 60947-1
Short-circuit protection	10 A cartridge fuse, type gG
Electrical durability	5000000 Cycles, DC-13 120 V, 4 W, operating rate <60 cyc/mn, load factor: 0.5 conforming to IEC 60947-5-1 appendix C 5000000 Cycles, DC-13 24 V, 10 W, operating rate <60 cyc/mn, load factor: 0.5 conforming to IEC 60947-5-1 appendix C 5000000 cycles, DC-13 48 V, 7 W, operating rate <60 cyc/mn, load factor: 0.5 conforming to IEC 60947-5-1 appendix C
Electrical circuit type	Indicator light module 2 neon lights AC, 110/120 V (95...130 V) service life: 20000 h

The information provided in this documentation contains general descriptions and/or technical characteristics of the products contained herein. This documentation is not intended as a substitute for and is not to be used for determining suitability or reliability of these products for specific user applications. It is the duty of any such user or integrator to perform the appropriate and complete risk analysis, evaluation and testing of the products with respect to the relevant specific application or use thereof. Neither Schneider Electric Industries SAS nor any of its affiliates or subsidiaries shall be responsible or liable for misuse of the information contained herein.

Width	40 cm
Height	81.5 cm
Depth	44 cm
Net weight	0.34 kg
Terminals description ISO n°1	(11-12)NC (13-14)NO






Environment

IP degree of protection	IP66
IK degree of protection	IK07
Ambient air temperature for operation	-25...70 °C for standard environment
Ambient air temperature for storage	-40...70 °C
Environmental characteristic	Standard environment

Packing Units

Unit Type of Package 1	PCE
Number of Units in Package 1	1
Package 1 Height	8.7 cm
Package 1 Width	4.2 cm
Package 1 Length	4.6 cm
Package 1 Weight	300.0 g
Unit Type of Package 2	S02
Number of Units in Package 2	24
Package 2 Height	15.0 cm
Package 2 Width	30.0 cm
Package 2 Length	40.0 cm
Package 2 Weight	7.2 kg
Unit Type of Package 3	PAL
Number of Units in Package 3	384
Package 3 Height	77.0 cm
Package 3 Width	60.0 cm
Package 3 Length	80.0 cm
Package 3 Weight	124.836 kg

Offer Sustainability

Sustainable offer status	Green Premium product
REACH Regulation	 REACH Declaration
REACH free of SVHC	Yes
EU RoHS Directive	Pro-active compliance (Product out of EU RoHS legal scope)  EU RoHS Declaration
Toxic heavy metal free	Yes
Mercury free	Yes
China RoHS Regulation	 China RoHS Declaration
RoHS exemption information	 Yes
Environmental Disclosure	 Product Environmental Profile
California proposition 65	WARNING: This product can expose you to chemicals including: Diisononyl phthalate (DINP), which is known to the State of California to cause cancer, and Di-isodecyl phthalate (DIDP), which is known to the State of California to cause birth defects or other reproductive harm. For more information go to www.P65Warnings.ca.gov

Contractual warranty

Warranty	18 months
----------	-----------